

# The Weather

## A Multisensory Exploration



Rhyming Multisensory Stories

STORYTELLING THROUGH THE Senses 

## Table of Contents

Introduction	2
Health & Safety	3
Story Props	4
The Weather - Full Poem	5
How To Tell a Multisensory Story	6
The Weather Step-by-Step Multisensory Poem	7
Weather Themed Listening Game	14
Weather Themed Sensory Bag	15
Weather Themed Sensory Bin	16
Seasonal Weather Boxes	17
Weather Themed Art & Craft	18
Record the Weather	19
The Weather Forecast	20
Weather Observation & Scientific Investigation	21
Make a Rainbow	22
Rainbow's End Treasure Hunt	23
Weather Activity Ideas & Inspiration	24
FAQ	27
Get in Touch	30

## Introduction

Some young children and individuals with special educational needs and disabilities dislike or even have a fear of certain types of weather e.g. Thunder and lightning or very windy weather.

The weather is a constant and changing presence in our lives, therefore it is important to help individuals build a tolerance and understanding of the different weather conditions and how they affect us.

Many of the clothes and items used for taking precautions in different weathers often have textures and smells that may be overwhelming for an individual with sensory processing needs e.g. wearing hats, and sunglasses and tolerating wearing sunscreen in hot weather or wearing or a waterproof jacket and wellingtons in the rainy weather.

This resource aims to address these sensory challenges through a fully resourced, step-by-step multisensory story.

Repeated exposure in a safe environment can help to desensitise and familiarise the sensory experiences associated with the weather for the sensory explorer.

This resource includes fun and motivating, sensory extension activities that will build communication skills and connect the sensory explorer to science in a way that is meaningful to their lives.

Your questions, queries, comments and feedback are always welcome. Get in touch!

[www.rhymingmultisensorystories.com](http://www.rhymingmultisensorystories.com)

[rhymingmultisensorystories@outlook.com](mailto:rhymingmultisensorystories@outlook.com)

## Health & Safety

This resource will guide you and the story explorer through a sensory exploration of the weather.

There is an FAQ section at the back of this booklet to help you.

**Before you start the story and activities, please read the health & safety information below.**

- The author has used their best efforts in preparing this story and makes no representation or warranties with respect to the accuracy, applicability, fitness or completeness to the contents.
- If you wish to apply any ideas contained in this story you are taking full responsibility for your actions.
- If you are in any doubt regarding undertaking an activity or using a prop then seek advice before doing so.
- The information in this story is for pleasure and educational purposes only

⚠ These activities are designed to be led and supervised by a responsible adult at all times.

⚠ Not recommended for children under the age of three.

⚠ Be aware of any potential choking hazards.

⚠ Check the ingredients in any items you may be using for potential food or skin allergies or reactions.

If you see any signs of redness, swelling or other symptoms of a suspected reaction seek immediate medical advice.

⚠ The interactions should be led by the sensory explorer who should be allowed to participate without expectation.

⚠ Never force stimuli and stop the activity if the sensory explorer shows signs they are not enjoying the session.

## Story Props

You will not need all of the props listed. There are different options listed so you can choose how you wish to interpret the story. You can also add your own props.

## Story Props

- ✓ Ice Cubes/Crushed Ice
- ✓ Torch/Microwaveable Wheat Bag/Hand Warmer/Water Bottle/Hairdryer
- ✓ Pipette/Water Spray Bottle/Torch/Umbrella/Wellies/Water/Washing up Bowl
- ✓ Hairdryer/Fan: Handheld/Battery/Squeeze/ Paper/Silk/Card
- ✓ Leaves
- ✓ Tin Foil/Baking Tray
- ✓ Joss Stick/Lace Material
- ✓ Kaleidoscope/Coloured Ribbons/Streamers
- ✓ Tweezers/Rainbow Drops
- ✓ Coins/Money Box/Tin
- ✓ Chocolate Coins

[Click Here to Learn more about Sourcing Story Props](#)



## The Weather - Full Poem

I like to play out in the snow  
Skidding sliding, away I go  
Building snowmen big and bold  
The trouble is my hands get cold.

I like to play out in the sun  
When its hot its so much fun

I like to play out in the rain  
Splashing in puddles that swirl down the drain.

I like to play out on a windy day  
And chase the leaves as they blow away.

I like to play out in the fog  
And watch my breath steam as I jog

I go in my den when it starts to thunder  
Where does all the noise come from? I wonder

What is your favourite weather?  
Mine is the rain and sun joined together  
If you can find the end of a rainbow, I've been told  
You will find a pot of gold!

## How to Tell a Multisensory Story

⚙ Choose a quiet, distraction free place that is comfortable for you and the story explorer.

⚙ Set out your resources where they are easily accessible to you but out of reach and sight of the story explorer.

Select a bag that is tactile and catches the eye. Place the first prop into the story bag.

⚙ The story is set out in a three column table format: **'STORY' 'PROP' 'SENSORY EXPERIENCE'** Read each sentence of the **STORY** slowly and clearly, introducing the **PROP** as the corresponding word (highlighted in red). Present the **SENSORY EXPERIENCE**.

⚙ Allow the story explorer time to engage their senses exploring the prop and to process the sensory experience. This will give you plenty of time to place the next prop into the story bag.

⚙ Use a variety of facial expressions, gestures and an animated voice to communicate meaning.

⚙ Work through the story at the story explorer's pace. It should be a relaxing and enjoyable experience for you both. You do not have to complete the story in one sitting. You can explore one or two sentences adding to the story in the next session. It may take several sessions to complete the story.

⚙ Repetition is the key! The more exposure the story explorer has to the story, the more familiar they will become with it.

⚙ Focus on having fun and it will become an educational experience!



## The Weather - Snow

### STORY

I like to play out in  
the **snow**

Skidding, sliding away I  
go

Building snowmen big  
and bold

The trouble is my hands  
get cold!

### PROP

Crushed **Ice**  
Sensory **Snow**

💡 Tip!  
Make your own  
sensory **snow**

Method 1.  
Slowly add shaving  
cream to baking  
soda

Method 2.  
Sprinkle a sachet of  
gelatine into warm  
water and stir until  
dissolved.

Method 3.  
Squirt aerosol  
cream onto a lap  
tray/ table/into a  
bowl.

### SENSORY EXPERIENCE

Engage the story explorer's sense of touch by  
placing the cold **ice** onto their palm.  
Draw their attention to how the **ice** changes  
shape and form as it melts

Encourage fine motor skills as the story  
explorer manipulates, moulds & mark makes in  
the sensory **snow**.





# The Weather - Sun

## STORY

I like to play out in  
the **sun**

When it's hot it's so much  
fun!

## PROP

**Torch**

**Wheat Bag**  
**Hand Warmer**  
**Hot Water Bottle**

**Hairdryer**

## SENSORY EXPERIENCE

Stimulate the story explorer's vision as they  
explore the **torchlight**.

Can the story explorer track the **torchlight**?

Can the story explorer turn the **torch** on/off  
independently?

Can the story explorer communicate a request  
for assistance if required?

Engage the story explorer's sense of touch as  
they feel the heat radiate from the **wheat**  
**bag/hand warmer/water bottle**.

Direct warm air from the **hairdryer** into the air  
around the story explorer.

Explore the different heat and speed settings  
on the **hairdryer**.

Take note of any sensory preferences.



# The Weather - Rain

## STORY

I like to play out in the rain  
Splashing in puddles that  
swirl down the drain.

## PROP

Pipette  
Water

Umbrella  
Water Spray Bottle

Wellies  
Water  
Washing Up Bowl

## SENSORY EXPERIENCE

Build fine motor skills as you make 'raindrops' by squeezing the rubber end of a pipette containing water.  
Can the story explorer explore this cause and effect independently?

Engage listening skills. Squirt water from a spray bottle onto an umbrella above the story explorer's head so they can listen to the rain. Explore different settings on the water spray bottle from a fine mist to a downpour.

Promote self-care skills. Can the story explorer put their wellies on the correct foot independently?  
Squirt warm water onto the story explorer's bare feet or wellies.  
Fill a container or washing up bowl with water for the story explorer to splash their bare or wellied feet into.



## The Weather - Wind

### STORY

I like to play out on a windy day

And chase the **leaves** as they blow away

### PROP

**Battery Operated  
Hand Held Squeeze  
Fan**  
**Paper/Silk Fan**  
**Leaves**

### SENSORY EXPERIENCE

Gently direct/waft the **fan** into the air around the story explorer.

Take their lead as you explore directing the air to their hands/feet/hair.

Model using the **fans** to blow the **leaves** across the table/laptray/floor.

Can the story explorer investigate this cause and effect independently?

Does the story explorer show a preference to a particular **fan**?

💡 Outdoor Learning:  
Explore Kites



# The Weather - Fog

## STORY

I like to play out in the fog Joss Stick

And watch my breath  
steam as I jog,

## PROP

Lace Material/Net  
Curtain

## SENSORY EXPERIENCE

Light the joss stick out of reach but within sight of the story explorer.

Engage the story explorer's sense of smell as the perfumed smokiness of the joss stick fills the air.

Can the story explorer track the 'fog' as it rises into the air.

Gently drape lace material over the story explorer's face to create the illusion of fog.



# The Weather - Thunder

## STORY

I go in my den when it starts to **thunder**

Where does all that noise come from I wonder?

## PROP

**Thunder** Sound Effect (play on a **BIGmack/Talking Tile/Dictaphone/iPad**

💡 Tip!  
Make your own 'Thunder' sound effect by rattling/shaking a **Baking Tray**

**Torch**

## SENSORY EXPERIENCE

Play a **thunder** sound effect through your chosen device.

Can the sensory explorer activate the device independently or communicate a request to listen to the sound again?

Model creating a 'Thunder' sound effect by rattling/shaking a **baking tray**.  
Can the story explorer copy your action?  
Record the story explorer's 'thunder' sound effect then play it back.

Build anticipation skills.  
Dim the lights then as the **thunder** rumbles create lightening by flashing the **torch** on and off.



# The Weather - Rainbows

## STORY

## PROP

## SENSORY EXPERIENCE

What is your favourite weather?

Kaleidoscope

Position the **kaleidoscope** to enable the sensory explorer to watch the images and patterns created as the colourful beads, feathers and small pieces of glass rotate.

Mine is the sun and rain joined together

Can the story explorer rotate the dial independently?

If you can find the end of a **rainbow**, I've been told

Coloured Ribbons/Paper Streamers Umbrella

Rotate an umbrella with **colourful ribbons** or **paper streamers** tied to the ribs of an **umbrella**.

You can find a pot of gold!

Rainbow Drops Plastic Tweezers

Develop fine motor skills. Can the sensory explorer use **tweezers** to pick up the **rainbow drops**?

Coins Money Box/Tin

Can the sensory explorer post the **coins** into the **money box/tin** listening to the rattle as the **coin** hits the bottom?

Can the sensory explorer count the **coins**? (It may be easier to count the 'rattle' the coin makes as it hits the bottom of the **box/tin**)

Chocolate Coins

Hide **chocolate coins** for the story explorer to find.

Alternative Activity

Parachute

## Weather Themed Listening Game

🎵 A quick search on the internet will provide you with access to a library of free audio clips and sound effects that can be played via your phone, apps, iPad, Kindle or recorded on a BIGmack, Talking Tile or Dictaphone.

🔊 Play weather themed sound effects e.g. The wind howling, rumbling thunder, raindrops, an umbrella opening, wellies splashing in puddles, snow crunching underfoot, rustling leaves, wind chimes etc.

🔊 Can the sensory explorer communicate a request to listen to a motivating sound again?

🔊 Can the sensory explorer activate the listening device independently?


🔊 Experiment with different levels of sound.

🔊 Can the sensory explorer imitate the sound effect?

Record their voice, then play it back on your device.

🔊 Can the sensory explorer correctly identify any of the sounds verbally or by selecting the correct story prop? Provide clues.

🔊 Take a note of any sensory preferences.



💡 Place a selection of weather related items on the table e.g. sunglasses, umbrella, sun screen, gloves, scarf, hat, wellington boots, flip flops. Play the sound clip, can the story explorer select the correct item to match the weather?



## Weather Themed Sensory Bag

**i** Sensory bags are a cheap and fun way to engage the senses and develop language skills.

☂ Choose a non see-through bag that is tactile and catches the eye.

☂ Place weather related items into the bag (hat, gloves, folded umbrella, boot, torch, fan, leaves, hand warmer, water-sprayer, ice cubes etc)

☂ Give the bag a gentle shake to gain the sensory explorer's attention then invite them to place their hand into the bag and select an item.

☂ Encourage the sensory explorer to use their sense of smell, touch, hearing and taste to guess what the item is? (Provide clues if they are unsure.)

☂ Build functional language skills. Ask the story explorer to tell you or show you what you might do with the item and where you might find it.

☂ Allow the sensory explorer time to explore the item and process the information then shake your bag again for them to select another item.

☂ Keep language simple. Focus on phrases such as '*Choose*' and '*Take One*' when offering the bag to the sensory explorer, the name of the object e.g. '*Umbrella*' '*Fan*' '*Ice*' and two-word phrases e.g. '*Little Torch*', '*Red Gloves*'.

☂ Depending on the ability of the sensory explorer , you may choose to add verbs such as '*Blow*', '*Freeze*', '*Rumble*' etc.



## Weather Themed Sensory Bin

- ❗ A sensory bin is a container filled with themed items that provide a calming activity and the opportunity to learn through exploration, whilst engaging the senses and meeting sensory needs.
- ❗ Sensory play will develop fine motor skills as the items are manipulated, problem solving skills through experimentation, creativity and imagination through exploration and build language and communication skills.
- ❗ Providing this experience enables you to identify preferred items and sensations that can be used as motivators or to calm an individual when stressed.

### **Example of a 'Snow' themed sensory bin.**

- ✓ Layer a tray/box/container with ice cubes (explore igloo making)/fake snow/cotton wool balls/polystyrene packing peanuts
- ✓ Sprinkle silver or white glitter onto the layer.
- ✓ Add items to encourage scientific investigation: Plastic tweezers, a magnifying glass, measuring jug, sieve, scoops/containers.
- ✓ Freeze leaves & twigs and add to the sensory bin
- ✓ Place gloves, scarves and hats next to the sensory bin for the sensory explorer to wear if they wish.
- 💡 Explore making sensory bins themed to other types of weather.
- ✓ Take note of the sensory explorer's preferred items as these can be used as motivators, to calm and self-regulate and in personal/behaviour plans.

## Seasonal Weather Boxes

**i** This activity will help the sensory explorer gain an understanding of the changing of the seasons.

**👉** Select four different coloured lidded boxes that are colourful and catch the eye.

(decorate the boxes to match the seasons, Spring, Summer, Autumn, Winter)

Place items related to the seasons into the box. Seasonal clothes, foods, nature items items and sounds we hear (these can be recorded on a BIGMack or Talking Tile placed into the box)

### **Spring Box**

Cotton socks, light scarf, cardigan, lightweight jacket, feathers, umbrella (for those spring showers), bird song audio clip.

### **Summer Box**

Flip flops/sandals, sun cream, sun hat, sunglasses, salad leaves, summer fruits , ice-pops, audio clip of children splashing in a swimming pool/waves lapping on a beach.

### **Autumn Box**

Windproof jacket, pumpkin seeds, blackberries pine cones, paper/silk/battery or pump action fan (to represent the wind), audio clip of the wind.

### **Winter Box**

Wellington boots, thick socks, woolly tights, hat, gloves/mittens, scarf, tinned soup, hot chocolate, twigs/sticks, hot water bottle/hand warmer, audio clip of a crackling fire.

### **↔ Extend Learning**

Place all the items together on the floor or on a table. Can the sensory explorer correctly identify which season the item belongs to by placing it in the correct box?

💡 These activities encourage the development of imagination and personal creativity and fine motor skills.

### Rainbow Artwork

Using different coloured pebbles, (edible) petals and leaves collected from the garden or outdoor area and arrange to make a rainbow collage.

### Rain Painting

Fill water sprayer bottles with different coloured watered down paints. Encourage the sensory explorer to experiment with the different nozzle settings to spray the paint onto a large sheet of paper to make a rain picture.

### Chalk Rainbow

Provide coloured chinks for the sensory explorer to draw a rainbow onto their desk, patio, playground or black card.

Use a water spray bottle to spray water onto the rainbow to 'wash' the chalk away as the rain would.



## Record the Weather

💡 This activity encourages scientific exploration as the sensory explorer observes and records the changes in the weather.

### You will need:

- ✓ Craft Materials (Card/Paper/Tissue Paper)
- ✓ Felt tips
- ✓ Glue stick/PVA
- ✓ Cotton wool
- ✓ Velcro (hook & loop)

1. Support the sensory explorer to design individual symbols to represent the different weather types: sunny, rainy, cloudy, thundery, snowy, the more tactile the better.

2. Affix the smooth (looped) side of Velcro to the back of each symbol.

3. On a separate piece of card write 'The Weather is...' then affix a the rough (or hooked) piece of Velcro in the blank next to the sentence.

Encourage the sensory explorer to observe and record the weather at various intervals during the day then to select and affix the correct weather symbol to the chart.



# The Weather Forecast

💡 This activity develops creativity, imagination and thinking through role play and helps individuals gain an understanding of how the weather can differ in regions of the same country.

## You will need:

- ✓ Map (paper or use the whiteboard)
- ✓ Weather symbols



## Activity

Students take on the role of a weather presenter using the weather symbols to forecast the weather in different regions.

❶ Integrated into a morning and/or afternoon circle time, this activity provides an interesting slant on the 'Weather Board'.

## Vocabulary

*North, South, East, West, Morning, Afternoon, Evening, Rain, Sun, Snow, Sleet, Hail, Showers, Ice, Wind, Hot, Cool, Cold, Chilly, Temperature.*

💡 Film the students presenting their weather forecast and play the footage back for them to watch.

## ↔ Extend Learning

Extend the forecast to a map of the world exploring how the weather is different in other parts of the world the e.g. The North Pole, Australia etc

# Weather Observation & Scientific Investigation

💡 This activity encourages scientific investigation and an awareness that the weather is always changing.

## Activity

Make a weather station in your outdoor area and support students in recording the weather e.g the direction and intensity of the wind.

## Suggested Weather Recording Items

Barometer

Rain Gauge

Thermometer

Weather Vane

Wind Sock

## ↔ Extend Learning:

Can students start to predict the weather through observation of the sky weather recording instruments and the sky?

💡 Make your own weather recording instruments using recycled materials.





## Project a Rainbow

💡 This activity encourages scientific exploration.

### You will need:

- ✓ Torch
- ✓ Glass
- ✓ Water
- ✓ Sheet of white paper

### Method:

1. Fill the glass 3/4 full with water.
2. Place a white sheet of paper on a table.
3. Hold the glass above the paper.
4. Shine the torch from the top of the glass above the water
5. Adjust the piece of paper and the glass of water until a rainbow forms on the paper.

### The Science Bit!

When the light passes through the water it breaks up into all the colours it is made from creating a rainbow.



## Rainbow's End Treasure Hunt

**i** This activity encourages problem solving skills and physical development through exercise.

**Q** Hide real or chocolate coins or gold and silver 'treasure' items around the room, garden or outdoor area.

Here are some suggestions: Bauble, Buttons, Coins (real or chocolate), 'defunct' Keys, Foil, Costume Jewellery, Glitter, Material, Metallic Ribbon, Scarves, Sequins, Spoons, Tinsel.

**Q** Offer clues as to the location of the treasure. This can be done verbally, through the 'hot' and 'cold' game, riddles, visual clues or you could provide a map.

**Q** Get creative! Hide items under rocks, in leaf piles or in containers.

**Q** Provide a box or bag for the sensory explorer to collect their discovered treasure into.

Alternatively provide a tick list or create a laminated visual board for the sensory explorer to tick off or circle as the treasure is found.

**?** If the sensory explorer has limited mobility, place 'treasure' inside a box of coloured shredded paper. Provide a torch to explore how the treasure sparkles and reflects in the light.



## Weather Ideas & Inspiration

- ✓ Make and fly a kite.
- ✓ Tell a weather story using weather puppets (make your own using craft sticks and weather symbols)
- ✓ Make a 'weather tree' to demonstrate how the leaves change throughout the seasons e.g. buds and blossom in the spring, leaves/apples in the summer, coloured leaves in the autumn and bare branches in the winter.
- ✓ Go outside, lie down and watch the clouds move. Look for patterns or objects in the clouds.
- ✓ Create a wind picture using watered down paint or food colouring and a hand fan.
- ✓ Splash in puddles.
- ✓ Make a rain stick. Seal one end of a cardboard tube, half fill with rice/gravel/beads then seal the other end. Listen to the sound of the 'rain' falling as you manipulate your rain stick.
- ✓ Practice fine motor skills creating 'raindrops' using a pipette with water.
- ✓ Make weather themed sensory bottles. Take a clean, empty water bottle, half fill with water then add different items in different bottles to represent the weather e.g. leaves-wind, cotton wool-clouds, white and silver glitter - snow.

## Weather Ideas & Inspiration

- ✓ Explore your outdoor area or visit the local park. Take photographs of nature and make a classroom display.
- ✓ Extend learning by looking at the impact of extreme weather conditions e.g. drought, floods, storms and hurricanes.
- ✓ Look at travel brochure images and pack an imaginary suitcase of suitable clothes and accessories suitable for different holidays: ski holiday, beach holiday etc.
- ✓ Listening to music is soothing and relaxing. Play Vivaldi's Four Seasons and weather themed songs e.g. 'It's Raining Man', 'Mr Blue Sky', 'Here Comes the Sun', 'Walking on Sunshine', as background music during art and craft activities.
- ✓ Explore the jobs people do related to the weather e.g. snow gritter, ice-cream man, lifeguard.
- ✓ Staying safe in weather precautions e.g. gritting icy pavements so we don't slip.
- ✓ Discuss preferences. Does the sensory explorer prefer hot or cold weather? Do they have a favourite season?
- ✓ Discuss emotions. How do certain types of weather make you feel? e.g. anxious in a thunder storm, excited in snowy weather.

## Weather Ideas & Inspiration

- ✓ Explore activities we take part in during certain weathers or seasons, building snowmen, sandcastles, picnic, walk, sledging, ice-skating, swimming, camping, bike riding, cricket, tennis, bonfire, flying kites, pond dipping, fruit picking, den building, golf and badminton.
- ✓ Make a bird box/fatballs.
- ✓ Scientific Investigation: Explore shadows and puddles and the effect of water on different materials, wood, sand, fabric etc
- ✓ Weather themed parachute play: Spray water onto the parachute, mimic gusts of wind.
- ✓ Make a windmill, sun catcher or wind chime.
- ✓ Make a hedgehog picture using leaves to represent the spikes.
- ✓ Make a weather mobile.
- ✓ Make a sensory weather umbrella by hanging weather symbols and objects from the arms of an umbrella.
- ✓ Look at rain and snow under a microscope.

### What is a Multisensory Story?

A multisensory story tells a story using words and sensory stimuli (story props), connecting the sensory explorer to literature, topic and culture in a way that is fun, motivating and meaningful to their lives.

### Who are Multisensory Stories for?

Multisensory stories are aimed at individuals with special educational needs and learning disabilities from curious preschoolers to teenagers with complex needs.

The stories form an excellent base on which to scaffold learning, providing opportunities for the individual to work towards their personal learning goals and targets and the themed extension activities make them an ideal resource for EYFS, Early Years, EAL, Primary and Speech & Language students.

### Are the stories & Poems for use in educational settings only?

Absolutely not! The stories and poems are fully resourced, step by step guides, making them the perfect resource for Parents, Siblings, Guardians, Childminders, Early Years Educators, Speech Therapists, Play Therapists, Support Workers, Activity Coordinators, Storytellers, Librarians and anyone with an interest in exploring storytelling through the senses in a fun and engaging way!

### Why Rhyming Stories?

The combination of sensory stimuli, listening to the rhyme and rhythm and the repetitive structure of the stories, supports memory and aids learning, playing a crucial role in the development of early communication language skills; joint attention, eye-contact, turn-taking, anticipation and the learning of concepts.

### What are the Benefits of Multisensory Storytelling?

Storytelling builds a bond between the storyteller and the story explorer, enhancing well-being and enriching experiences. Exposure to sensory stimuli allows the story explorer to engage with new experiences to calm and alert the sensory system in a safe, therapeutic environment and to use their senses to understand the world around them.

### How do I Source my Story Props?

The stories and poems are fully resourced and with different options suggested for props. You may opt to use your own. The props are all low budget items that can be found around the home, garden or classroom.

Click [here](#) for more information.



# Can Multisensory Stories Build Communication Skills?

Sensory stories are an excellent motivating tool for encouraging alternative communication systems, early communication skills, Makaton, sign language and the facilitation of PECS exchanges.

The stories build the confidence of learners with speech impediments and communication difficulties as they have a physical (story) prop to support the words they are saying.

# Can Multisensory Stories Inform on Needs & Care Plans

Observing reactions to a range of sensory stimuli enables you to build a picture of an individual's sensory preferences. This record of likes, dislikes, motivators and triggers can help parents, carers and teaching staff make informed choices to enhance daily life in areas such as diet, sensory needs, daily activities and leisure activities and is an invaluable tool to inform on the behaviour strategies and the writing of care plans. This bank of motivators can calm a person when anxious or stressed and will help identify any triggers. You may seek to avoid some triggers and to work on de-sensitising others that may be necessary e.g. teeth brushing, through repeated exposure to build tolerance. When used in a safe setting rhyming multi-sensory stories can be used to prepare the listener for visits out of their daily routine such as a visit to the [dentist](#). (Click on the link for your **FREE** download.)



Rhyming Multisensory Stories  
STORYTELLING THROUGH THE Senses 

**Your Questions, Queries, Comments & Feedback are Always Welcome!**

Website: [www.rhymingmultisensorystories.com](http://www.rhymingmultisensorystories.com)

email: [rhymingmultisensorystories@outlook.com](mailto:rhymingmultisensorystories@outlook.com)

Etsy: [www.etsy.com/uk/shop/MultisensoryStories](http://www.etsy.com/uk/shop/MultisensoryStories)

 [www.facebook.com/storytellingthroughthesenses](http://www.facebook.com/storytellingthroughthesenses)

 [@RhymingStories](https://twitter.com/RhymingStories)

 [www.pinterest.co.uk/rhymingmultisensorystories/rhyming-multisensory-stories/](http://www.pinterest.co.uk/rhymingmultisensorystories/rhyming-multisensory-stories/)

MySpace: [myspace.com/rhymingmultisensorystorie](http://myspace.com/rhymingmultisensorystorie)

LinkedIn: <https://www.linkedin.com/in/rhyming-multisensory-stories-6bbb71208/>

Instagram: [www.instagram.com/rhymingmultisensorystoriesrmss/](http://www.instagram.com/rhymingmultisensorystoriesrmss/)

## Other Titles in this Series - Listen! An A-Z Sensory Guide

### **Listen! An A-Z Sensory Guide.**

A complete reference for Early Years & Special Needs Professionals, Parents & Carers.

#### **TABLE OF CONTENTS**

Introduction

Listening Games

Sound Effect & Audio Clip Libraries

Make Your Own Sound Effects

How to Play a Listening Game

Ideas for Themed Listening Games

Guided Relaxation

Building Vocabulary

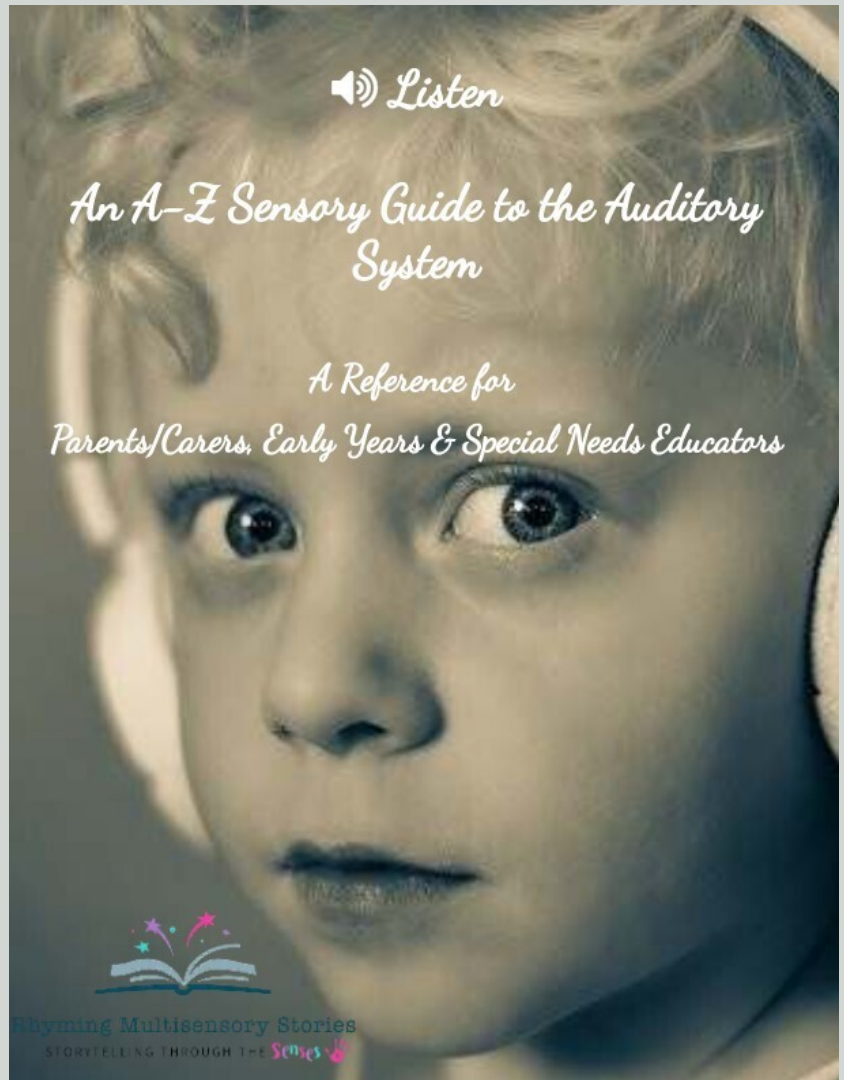
Stimulate the Auditory System

Guide to Using the A-Z Resource

A-Z Resource

Sounds to Alert us and Keep us Safe FAQ

Get in Touch



Click the link below for your **free** sample

[www.rhymingmultisensorystories.com/whats-new](http://www.rhymingmultisensorystories.com/whats-new)

## Other Titles in this Series - Little Red Riding Hood

Join [Little Red Riding Hood](#) on her adventures!

This is a good resource for the those studying the topic 'All About Me' and for outdoor learning.

### TABLE OF CONTENTS

Story Props Checklist

How to Tell a Multisensory Story

Little Red Riding Hood Fully

Resourced, Rhyming Multisensory Story

Developing Understanding &

Comprehension

Story Map

Little Red Riding Hood Listening Game

Little Red Riding Hood Sensory Bag

Let's Explore...Wolves!

Mirror Mirror

Reflections

Self Portrait Ideas & Inspiration

Red

Woodland Activity Ideas & Inspiration

Nature's Weather Stations

Edible Flowers



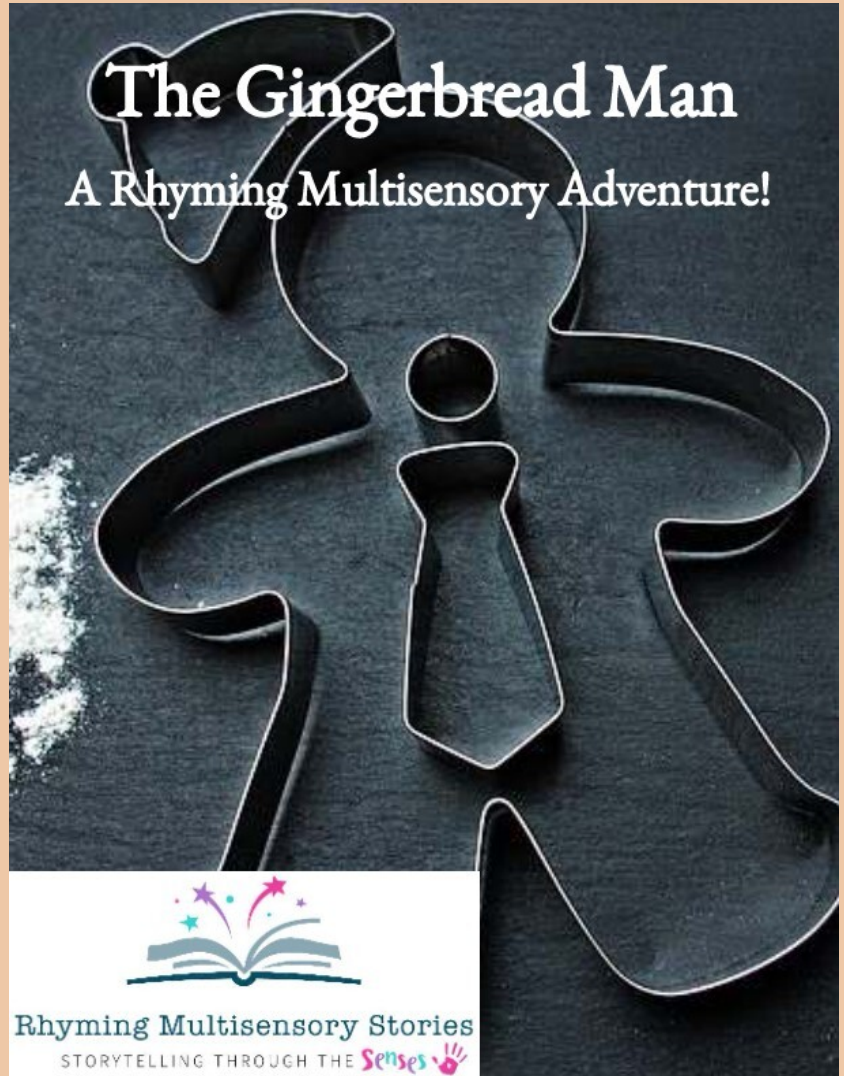


## Other Titles in this Series -The Gingerbread Man

Join **The Gingerbread Man** on his adventures!

### TABLE OF CONTENTS

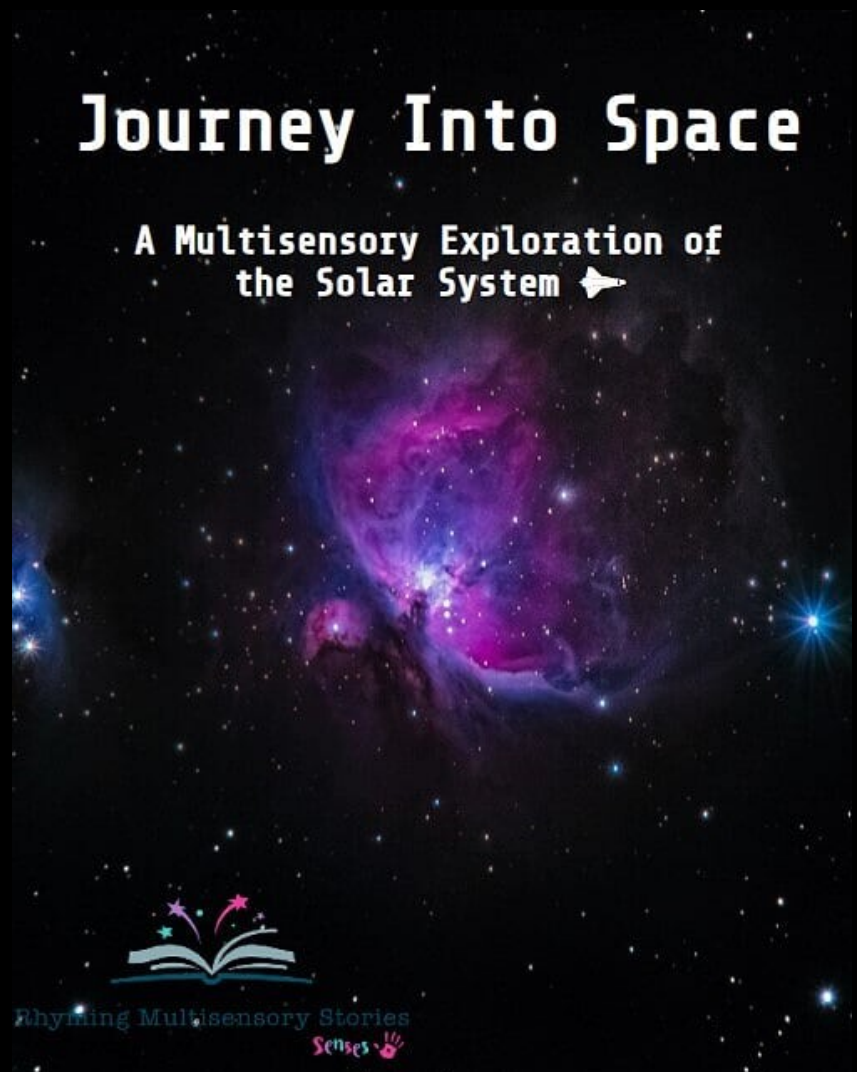
Story Props Checklist  
How to Tell a Multisensory Story  
The Gingerbread Man  
Rhyming Multisensory Story Developing  
Understanding & Comprehension  
Story Map  
Listening Game  
Sensory Bag & Bin  
Let's Explore...Foxes  
Ginger Food Tasting  
Ginger Arts & Crafts  
Salt Dough Gingerbread Man  
Decorations  
Running Races  
Gingerbread Man Hunt  
How to Grow Ginger From a Root  
Classic Gingerbread Man & Vegan Gingerbread Man Recipes



**Journey into Space - A Multisensory Exploration of the Solar System** with themed sensory extension activities linking to areas of the curriculum.

### TABLE OF CONTENTS

Story Prop Checklist  
How to Tell a Multisensory Story  
Journey Into Space A Multisensory Story  
Developing Comprehension & Understanding  
Story Map  
Space Sounds (Listening Game)  
How to Make a Space Themed Sensory Bag  
How to Make a Space Themed Sensory Bin  
Guided Relaxation Space Adventure  
Create an Astronaut Role Play Area  
Galaxy Art  
The Space Lab  
Space Design & Technology  
Q & A



## Other Titles in this Series - Holi

**Holi - A Multisensory Exploration** with themed sensory extension activities linking to areas of the curriculum.

### TABLE OF CONTENTS

Gathering Story Props  
How to Tell a Multisensory Story  
Holi- A Multisensory Exploration  
Holi Themed Sensory Umbrella  
Holi Themed Sensory Tent  
Holi Themed Sensory Bin  
Holi Themed Sensory Bag  
Holi Themed Listening Game  
Let's Make...Holi Powder Paint  
Jackson Pollock Themed Art  
Scented Paint  
Paint Bombs & Cinnamon Stick  
Painting  
Paint Splatter Picture  
Colour Sorting  
Thandai Recipe  
Holi Ideas & Inspiration  
Q & A






## Other Titles in this Series - Minibeasts

**Minibeasts - A Multisensory Exploration** with themed sensory extension activities linking to areas of the curriculum.

### TABLE OF CONTENTS

Story Props Checklist  
How to Tell a Multisensory Story  
Minibeasts – Full Poem  
Minibeasts – A Multisensory  
Exploration  
Minibeasts – Story Bag  
Minibeasts – Sensory Bin  
Outdoor Learning Ideas & Inspiration  
Minibeast Hunt  
Make a Wormery  
Minibeast Fun Facts  
Q & A  
Get in Touch  
Other Titles in this Series



## Other Titles in this Series - The Beach

**The Beach - A Multisensory Exploration of the Seaside** with themed sensory extension activities linking to areas of the curriculum.

### TABLE OF CONTENTS

Sourcing Story Props

How to Tell a Multisensory Story

The Beach – A Fully Resourced

Rhyming Multisensory Story

Story Map

Seaside Sounds

How to Make a Seaside Sensory Bag

How to Make a Seaside Sensory Bin

Sand Play

How to Make a Seaside Sensory Bottle

Sandy Footsteps

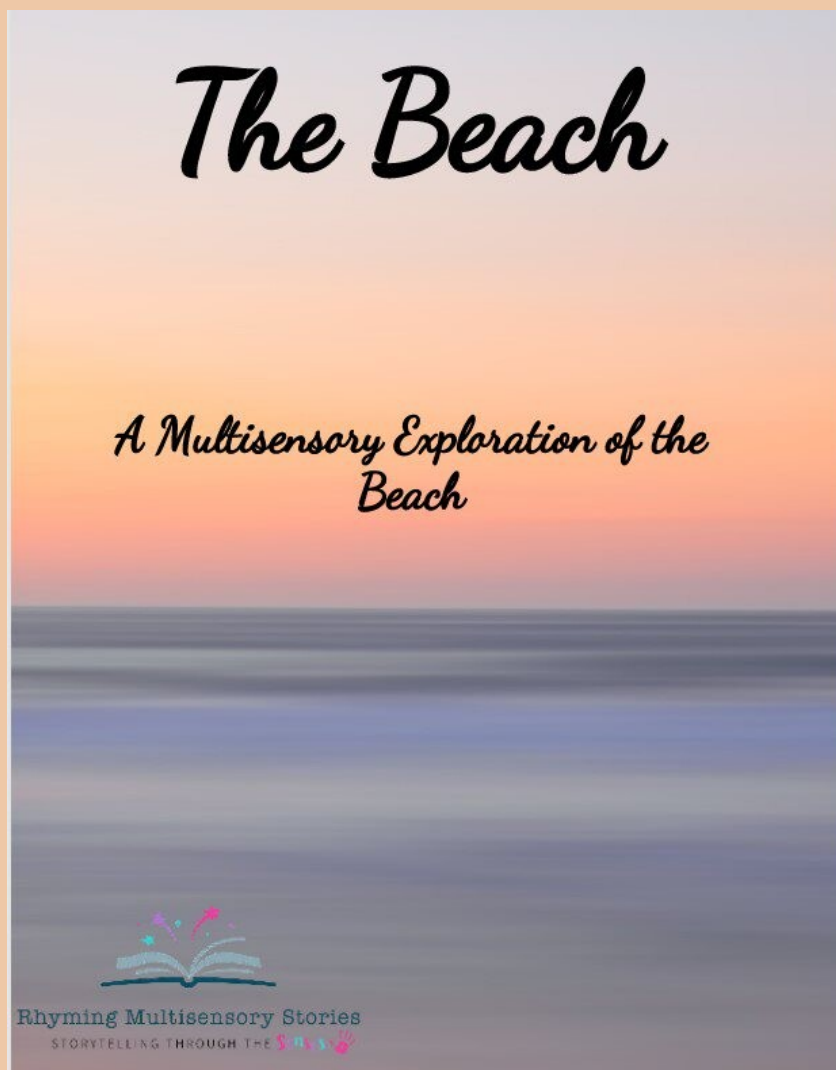
Textured Sinking Sand & Sea Salt Scrub

Beachcombing Art

Seashell Rubbings & Sand Art

Seaside Shop Role Play

Q & A



## Other Titles in this Series - Jack & the Beanstalk

**Jack & the Beanstalk - A Multisensory Adventure** with themed sensory extension activities linking to areas of the curriculum.

### TABLE OF CONTENTS

Story Props Checklist

How to Tell a Multisensory Story

Jack & the Beanstalk - Full Story

Jack & the Beanstalk - A Rhyming

Multisensory Story

Developing Comprehension &

Understanding

Story Map

Listening Game

Themed Sensory Bag

Themed Sensory Bin

Jack's Garden

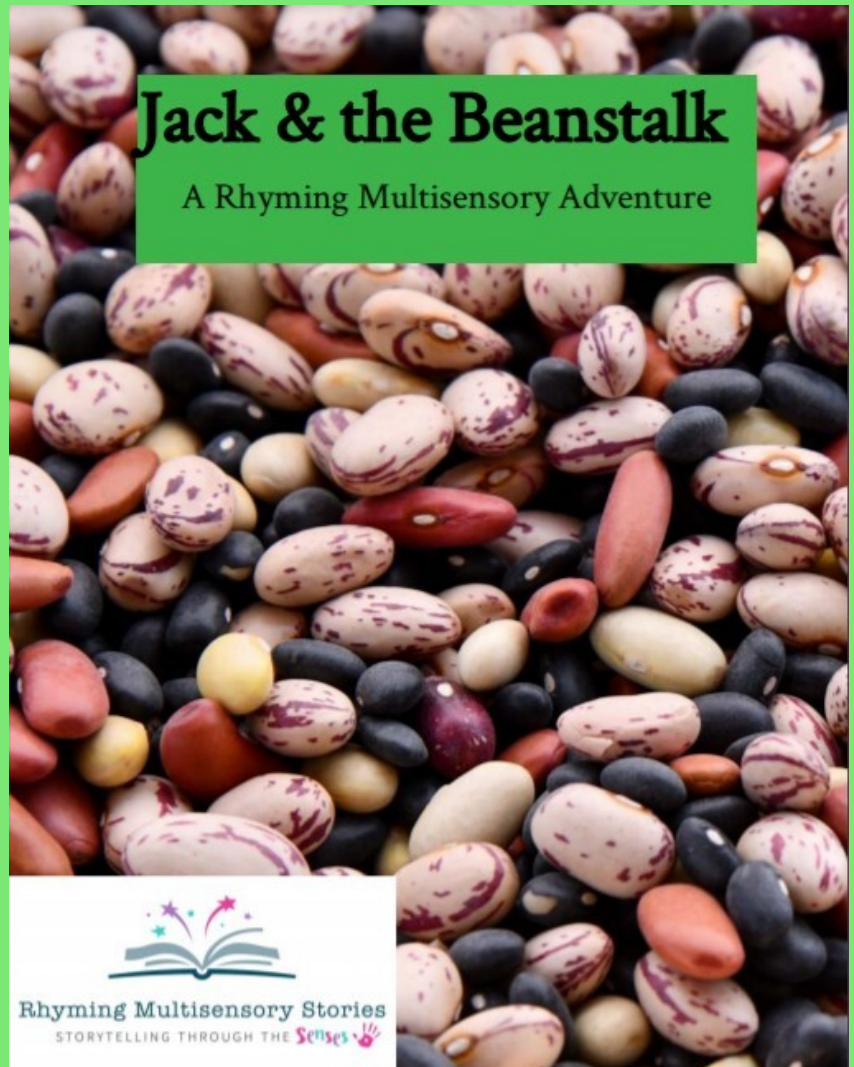
Jack's Vegetable Scraps

Jack's Kitchen

Arts & Crafts

Jack's Maths


Q & A



**Chinese New Year - A Multisensory Exploration** with themed sensory extension activities linking to areas of the curriculum.

### TABLE OF CONTENTS

Gathering Story Props  
How to Tell a Multisensory Story  
Chinese New Year – A Full Resourced  
Multisensory Multisensory Story  
Developing Comprehension &  
Understanding  
Chinese New Year Listening Game  
Chinese New Year Sensory Bin  
Chinese New Year Sensory Bag  
Chinese New Year Guided Relaxation  
Adventure  
Chinese Construction Activities  
Chinese Art  
Dragon Dance  
Q & A



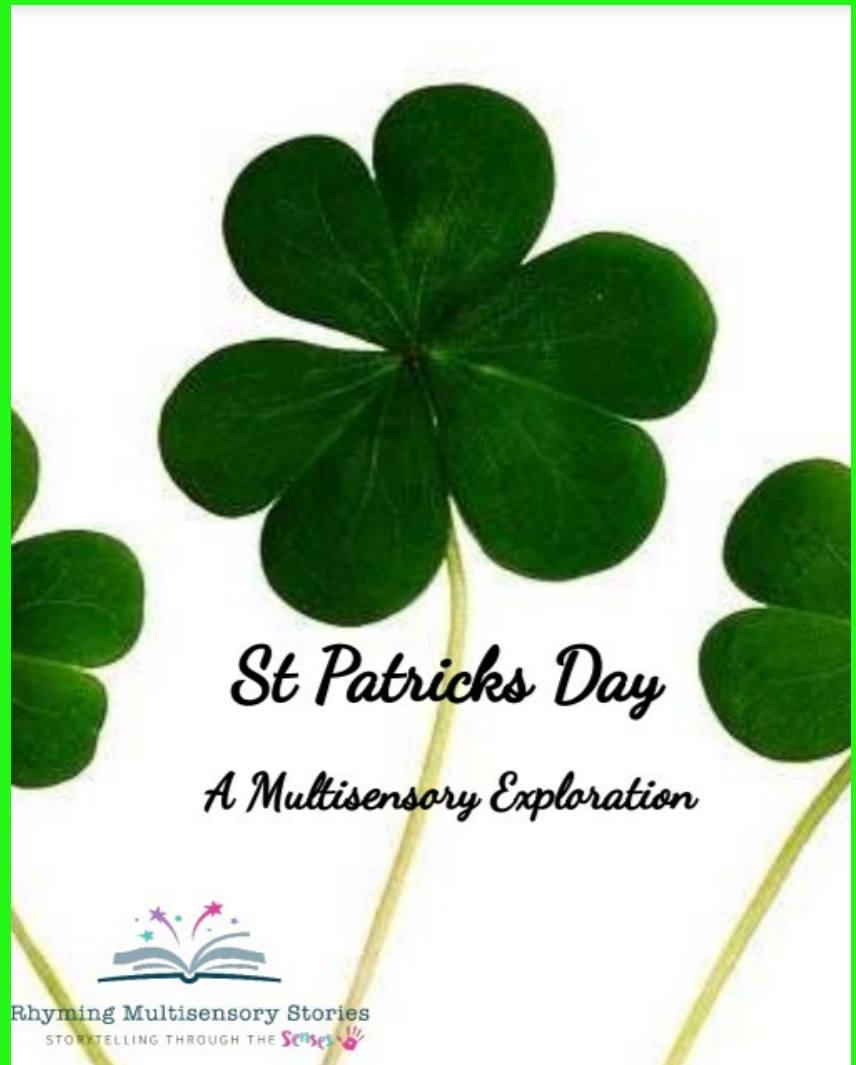


## Other Titles in this Series - St Patrick's Day

**St Patrick's Day - A Multisensory Exploration** with themed sensory extension activities linking to areas of the curriculum.

### TABLE OF CONTENTS

Gathering Story Props  
How to Tell a Multisensory Story  
St Patrick's Day Poem  
St Patrick's Day- A Multisensory Exploration  
Developing Comprehension & Understanding  
Story Map  
St Patrick's Day Listening Game  
St Patrick's Day Sensory Bag  
St Patrick's Day Sensory Bin  
Leprechaun Food Sensory Art  
Sensory Crafts  
The Leprechaun's Science Lab  
Interesting Facts Ideas & Inspiration  
Q & A



# The Weather

## A Multisensory Exploration

*Experience a multisensory exploration of the weather with this fully resourced, step by step, rhyming multisensory story with themed sensory activities. Multisensory stories tell a story in a fun and engaging way using story props. The stories & poems are adapted to suit a range of abilities from curious preschoolers to teenagers with complex needs.*

### *Rhyming Multisensory Stories*

*Connecting individuals to literature, topic and culture in a way that is meaningful to their lives.*

*For more stories, poems, ideas & inspiration visit the website:*

*[www.rhymingmultisensorystories.com](http://www.rhymingmultisensorystories.com)*



**Rhyming Multisensory Stories**  
STORYTELLING THROUGH THE **Senses** 